

**PUMPER BODY**

Medium Aluminum 2nd Gen Pumper

**CHASSIS**

Velocity Chassis (Big Block)

**CHASSIS AXLE, FRONT, CUSTOM**  
22,800 Lb TAK-4 Axle

**AXLE, REAR**  
24,000 Lb Meritor Axle

**ENGINE**  
500 HP Cummins X12 Engine

**TRANSMISSION**  
Allison 5th Gen, 4000 EVS P

**BUMPER**  
19" Extended Painted Steel

**CAB**  
7010 Velocity FR Cab

**BODY WATER TANK**  
730 Gallon Poly Water Tank

**COMPT, PUMPER, REAR**  
37.75" FF RollUp Rear Compt

**COMPT, PUMPER, DRIVER SIDE**  
152" RollUp Full Height Front & Rear FDLR

**COMPT, PUMPER PASS. SIDE**  
152" RollUp Full Height Front & Rear FDLR

**FIRE SUPPRESSION PUMPHOUSE**

52" Control Zone Side Mount

**PUMP**

2000 GPM Waterous CSU

**CROSSLAYS, 1.50"**  
(2) 1.50" Standard Capacity

**CROSSLAYS, 2.50"**  
(1) 2.50" Standard Capacity

**SPEEDLAYS**  
Speedlays Not Required

**GENERATOR**  
Generator Not Required

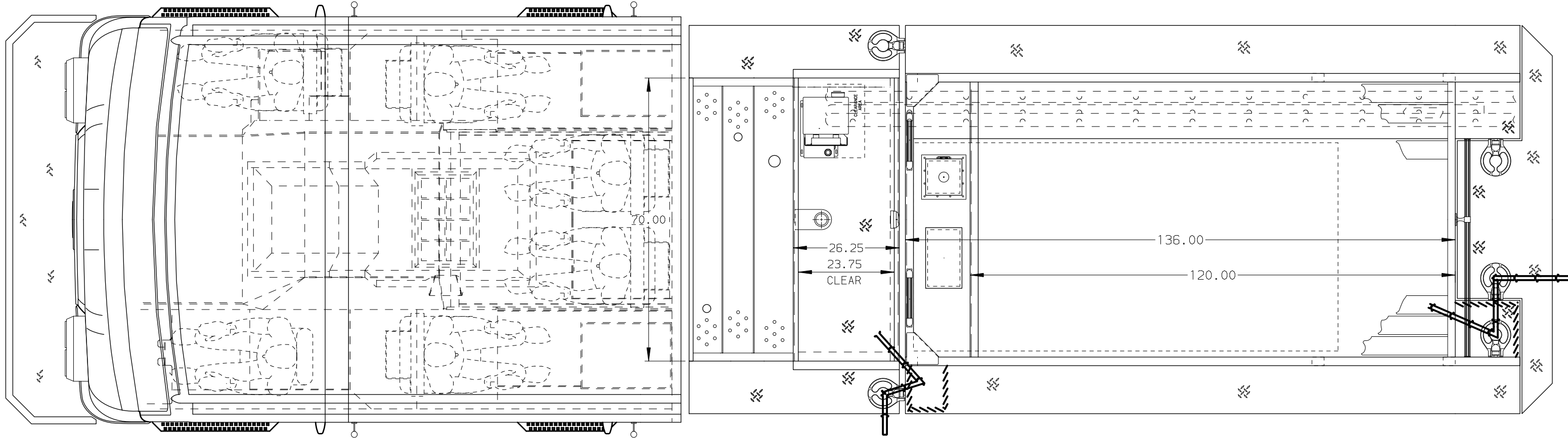
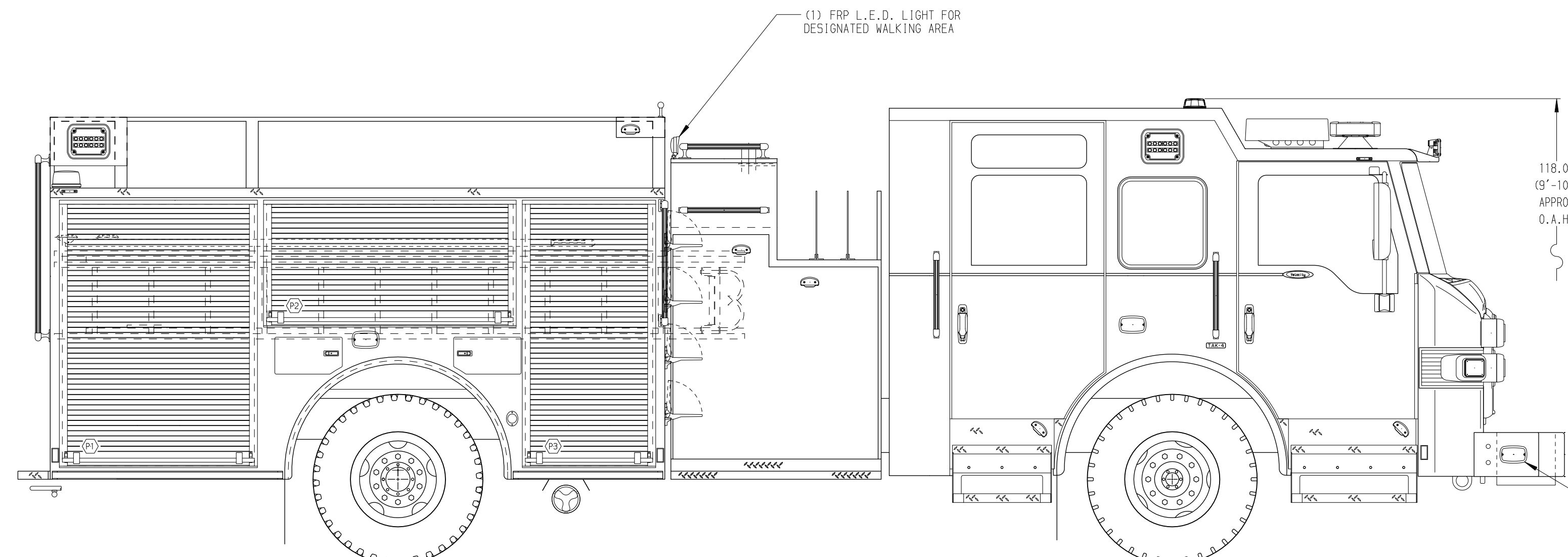
**Foam System**  
Husky 3 Single Agent Foam System

**Foam Cell**  
20 Gallon Foam Cell, Reduced Water

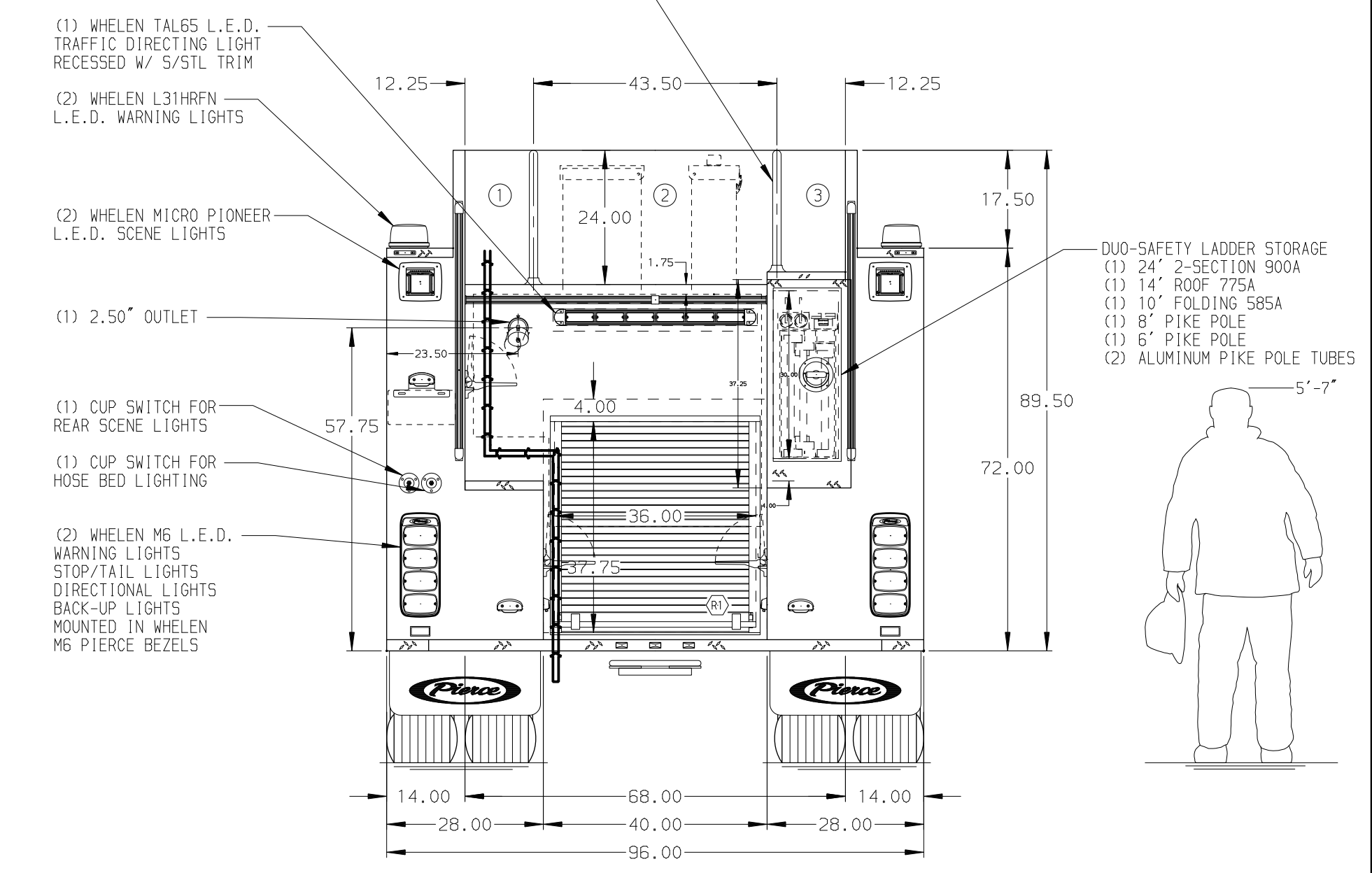
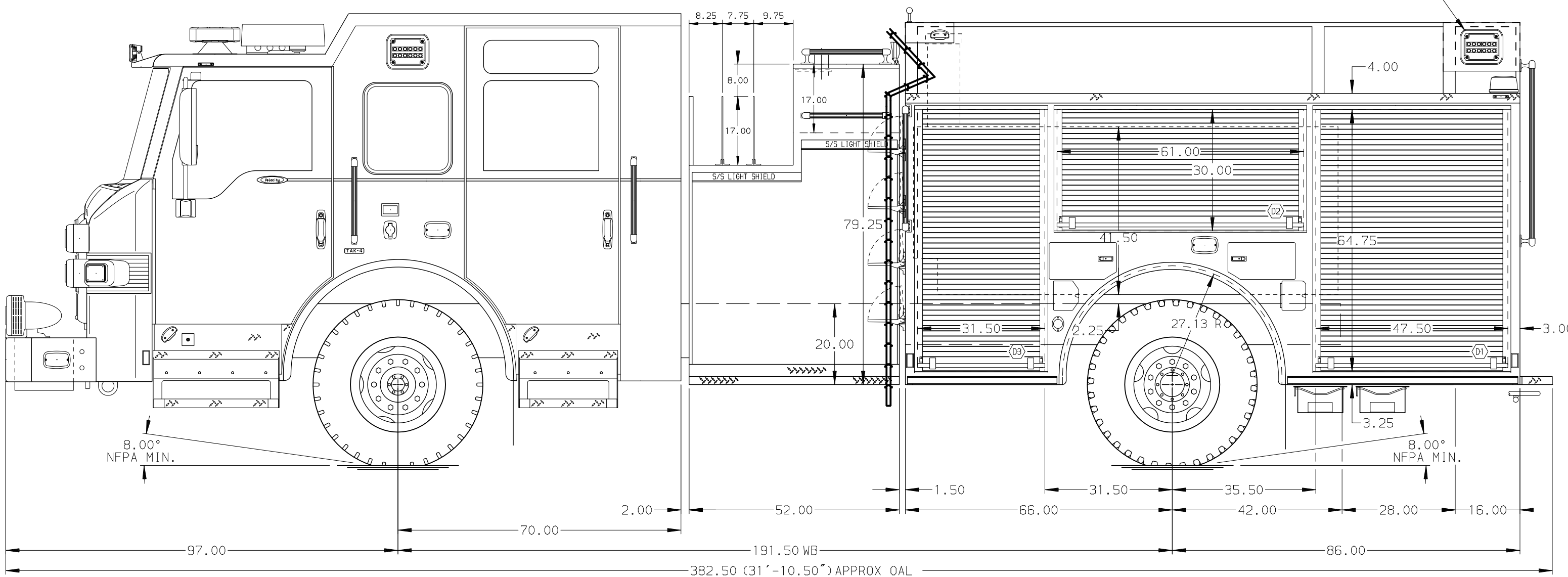
Side Roll and Frontal Impact Protection

**NOTE**  
DIMENSIONS SHOWN ARE APPROXIMATE AND ARE SUBJECT TO MINOR DEVIATIONS AS MAY OCCUR OR BE NECESSARY IN CONSTRUCTION. MINOR DETAILS NOT SHOWN.

1. ONE 1.50" OUTLET WITH 2.00" PIPING AND SWIVEL LOCATED IN CENTER BUMPER TRAY
2. SHORELINE RECEPTACLE WITH KUSSMAUL SUPER AUTO-EJECT LOCATED ON DRIVER SIDE OF THE CAB
3. AIR INLET WITH DISCONNECT COUPLING RECESSED IN THE DRIVER SIDE STEPPWELL
4. BATTERY CHARGER LOCATED IN CAB SEAT BOX
5. BATTERY CHARGE INDICATOR LOCATED ON THE DRIVER SIDE SEAT RISER
6. SEVEN ADJUSTABLE SHELVES IN COMPARTMENTS PER SHOP ORDER
7. GOUT FLOOR MOUNTED SLIDE-OUT TRAYS IN COMPARTMENTS PER SHOP ORDER



HOSEBED CAPACITY	
<b>BED 1</b>	500' OF 3.00" D.J. POLY HOSE
<b>BED 2</b>	1000' OF 5.00" D.J. POLY HOSE
<b>BED 3</b>	500' OF 3.00" D.J. POLY HOSE



CUSTOMER APPROVAL			
APPROVED BY: _____			
DATE: _____			
CHASSIS DATA	TITLE	Pierce Pumper Approval Drawing	
MAKE	FOR	Pierce Stock Unit	
PIERCE	DWG NO.	34253AD	
MODEL	VELOCITY		
REV	DATE	BY	CH

<b>Pierce MANUFACTURING INC.</b>		JOB NO.	34253
		SCALE	1:24
		DATE	
		DRAWN BY	COL
		COL	020CT19
		CHECKED BY	THS
		THS	020CT19
		SHEET SIZE	SHEET NO.
		D	1 OF 1