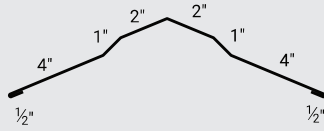



RIDGE DETAILS

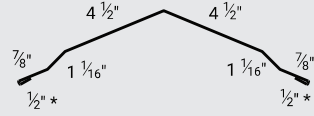
VENTED RIDGE CAP



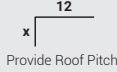
Profile Code: **ML5**
Detail Code: **01**
Detail Num: **VR**
Girth Num: **15.0"**



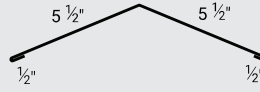
NON-VENTED RIDGE CAP



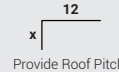
Profile Code: **ML5**
Detail Code: **01**
Detail Num: **NV**
Girth Num: **13.875"**



HIP RIDGE

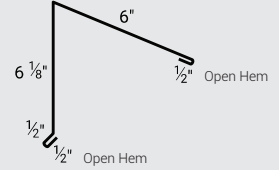


Profile Code: **ML5**
Detail Code: **01**
Detail Num: **HR**
Girth Num: **12.0"**

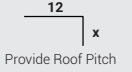


TOP CAP

4" MINI TOP CAP

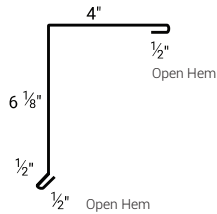


Profile Code: **ML5**
Detail Code: **04**
Detail Num: **MTC**
Girth Num: **13.125"**



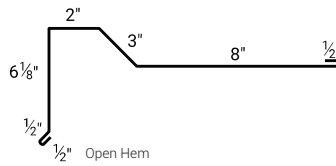
GABLE DETAILS

4" MINI GABLE



Profile Code: **ML5**
Detail Code: **02**
Detail Num: **4GD**
Girth Num: **11.625"**

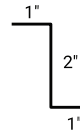
OPEN PROW GABLE



Profile Code: **ML5**
Detail Code: **02**
Detail Num: **PG2**
Girth Num: **20.625"**

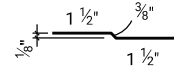
TRIM PIECES

Z TRIM



Profile Code: **ML5**
Detail Code: **05**
Detail Num: **ZM4**
Girth Num: **4.0"**

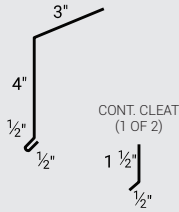
OFFSET CLEAT



Profile Code: **ML5**
Detail Code: **09**
Detail Num: **OC**
Girth Num: **3.375"**

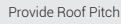
EAVE DETAILS

4" EAVE

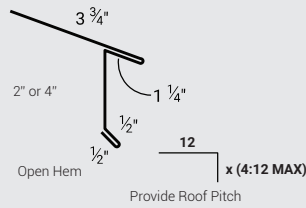


Profile Code: **ML5**
Detail Code: **03**
Detail Num: **4ED**
Girth Num: **8.0"**

Profile Code: **CL1**
Detail Code: **01**
Detail Num: **CC1**
Girth Num: **2.0"**



STYLE D EAVE

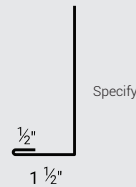


Profile Code: **ML5**
Detail Code: **03**
Detail Num: **D1**
Girth Num: **8.0"**

Profile Code: **ML5**
Detail Code: **03**
Detail Num: **D2**
Girth Num: **10.0"**



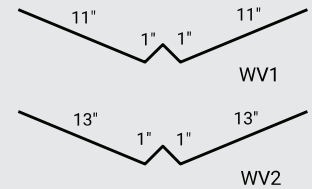
FASCIA



Profile Code: **ML5**
Detail Code: **03**
Detail Num: **F**
Girth Num: **VAR.**

VALLEY

24" OR 28" W-VALLEY

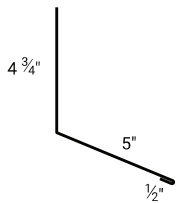


Profile Code: **ML5**
Detail Code: **08**
Detail Num: **WV1**
Girth Num: **24.0"**

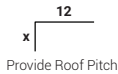
Profile Code: **ML5**
Detail Code: **08**
Detail Num: **WV2**
Girth Num: **28.0"**

TRANSITIONS

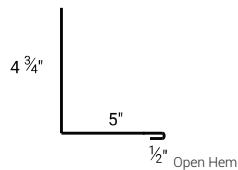
ENDWALL



Profile Code: **ML5**
Detail Code: **07**
Detail Num: **EW**
Girth Num: **10.25"**

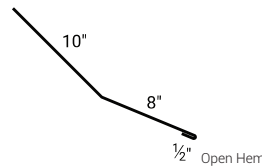


SIDEWALL



Profile Code: **ML5**
Detail Code: **07**
Detail Num: **SW**
Girth Num: **10.25"**

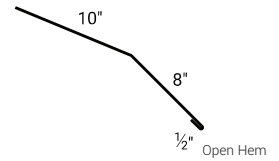
TRANSITION HIGH LOW



Profile Code: **ML5**
Detail Code: **07**
Detail Num: **HL**
Girth Num: **18.5"**

Provide Both
Roof Pitches

TRANSITION LOW HIGH



Profile Code: **ML5**
Detail Code: **07**
Detail Num: **LW**
Girth Num: **18.5"**

Provide Both
Roof Pitches