

Hāpara Advanced Analytics extends the objective, actionable insight into your school and district G Suite adoption that you get with Hāpara Analytics by providing detailed reports for subsets of your teachers and learners.

Is the technology impacting learning?

Access the detailed reports you need to drive important conversations about teaching and learning in your school or district. Hāpara Advanced Analytics answers important questions about your digital adoption and gives you:



Visibility back to the first day of G Suite adoption



Actionable insight into who is having the biggest impact, who is being left behind and where you can help



Continuous and actionable feedback on Chromebook and G Suite pilots

Filter reports by learner attributes:

Grade

Gender

Ethnicity

English Language Learner status

Free and Reduced Lunch status

Individualized Education Program status

With Hāpara Advanced Analytics you can:

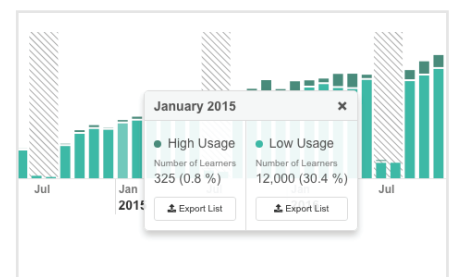
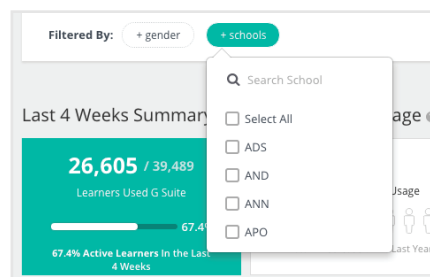
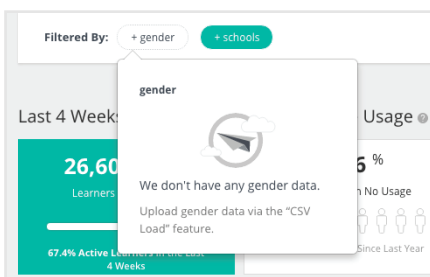


Identify teachers and students who are engaged, collaborating and working online.



Identify students who need more support, ensuring that all students are receiving equitable access to learning.

How it works:



Onboard quickly

Load data for learners and teachers using a simple CSV file. Filters will populate after data is uploaded.

Generate detailed reports

With Hāpara Advanced Analytics you can select multiple filters at a time, allowing you to drill down and see the specific data you need.

Export teacher and learner lists

Find out exactly who a graph is referring to, so you can offer praise or support where it is needed most.

Hāpara Analytics and Advanced Analytics. Must use tools to inform your digital strategy.

Visit <https://hapaara.com/demo/> to talk with your Regional Sales Manager.