







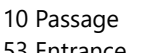
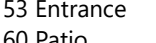
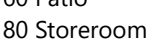



HOW TO ORDER A MORTISE LOCK FOR SLIDING DOOR

HOW TO ORDER LOCKSETS

Use the sequence below to order mortise locksets specification. Please see price book for parts or additional service upcharge.




Rose	Lever	Lock	Function	Backset	Cylinder	Thumbturn	Finish	Handing
XGT	243	-PD97ES	53	A	CMB1146	GT04	32D	LH
1	2	3	4	5	6	7	8	9
ROSE	LEVER	LOCK			FUNCTION			
 	    				   			
XGT XGS	201 202 205 221 243 244 318 345 346	PD97ES			10 Passage 53 Entrance 60 Patio 80 Storeroom			

5 BACKSET

Backset Blank = 2-3/4"

Backset A = 2-1/2"

6 CYLINDER

	CMB1146	1-1/4" Cylinder, 6 pin	EC-R460COL Round Collar EC-S420COL Square Collar
	CMB1186	1-1/8" Cylinder 6 Pin	No Collar
	CMB1386	1-3/8" Cylinder, 6 pin	EC-R417COL Round Collar EC-S420COL + EC-R456COL Square Collar
	CMB1146-ICBA-HUS	1-1/4" SFIC housing, 6 pin	EC-R460COL Round Collar EC-S420COL Square Collar
	CMB1387-ICBA-HUS	1-3/8" SFIC housing, 7 pin	EC-R417COL Round Collar EC-S420COL + EC-R456COL Square Collar
	CMB112-LFIC-HUS	1-1/2" LFIC housing, 6 pin	EC-R417COL Round Collar EC-S420COL + EC-R456COL Square Collar

7 THUMBTURN

					
GT02	GT04	GT07	GS02	GS04	GS07

8 FINISH

Standard:					
	32D	C19G	C19	CGY	CDB
Special Order:					
	32	PVD4	10B		

9 HANDING

RH = Right Hand LH = Left Hand