


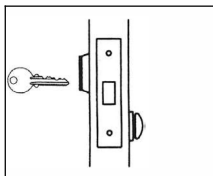
MS500 MORTISE DEADBOLT Grade 1 Heavy Duty Commercial Small Mortise Deadbolt



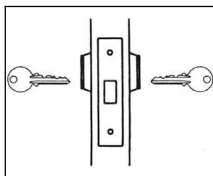
Specifications

- Door Thickness: 1-3/4" (44mm) Standard, thick door kits available.
- Backset: 2-3/4" (70mm)
- Handing: Non-Handed
- Thumb-turn spindle 5x5mm square
- Faceplate: stainless steel 5-9/16" x 1-7/32" (141.3 x 31mm)
- Strike: Stainless Steel 3-1/2" x 1-1/8" (89 x 29mm)
- Deadbolt: 1" (25mm) throw, stainless steel
- Cylinder: Schlage C keyway 6 pin mortise cylinder with 2 keys.
Optional keyways, keying services, and IC cores are available.
Order separately.
- UL and UL 10C for 3 hour fire door

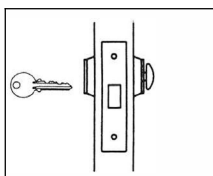
Functions



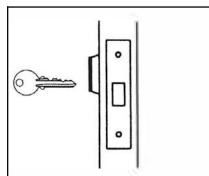
**MS560 (ANSI: E06071)
Cylinder x Thumb-turn Lock**
Deadbolt thrown or retracted by key outside or thumb-turn inside.



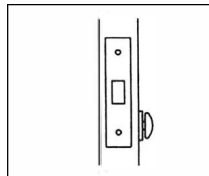
**MS562 (ANSI: E06061)
Double Cylinder Lock**
Deadbolt operated by key from either side.



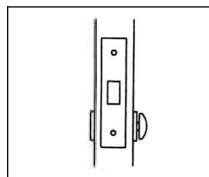
**MS563 (ANSI: E06091)
Classroom Lock**
Deadbolt thrown or retracted by key from outside. Inside thumb-turn cylinder retracts deadbolt but cannot project it.



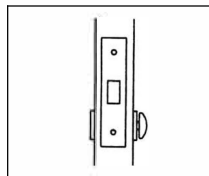
**MS564 (ANSI: E06081)
Cylinder Lock**
Deadbolt thrown or retracted by key from one side. No trim on opposite side.



**MS545
DoorBolt**
Deadbolt thrown or retracted by thumb-turn from one side. No trim on opposite side.

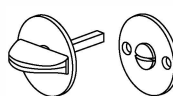


**MS547
DoorBolt with Thumb-turn release**
Deadbolt throw or retracted by thumb-turn inside or release outside.



**MS546
Doorbolt with Thumb-turn release and indicator**
Deadbolt throw or retracted by thumb-turn inside or release outside. When deadbolt is thrown "OCCUPIED" indicator is displayed.

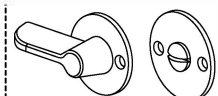
Thumb-turn and Release Options



**TR01
Half Moon
Thumb-turn &
Release**



**GR04
Modern
Thumb-turn &
Release**



**TR03
ADA
Thumb-turn &
Release**